

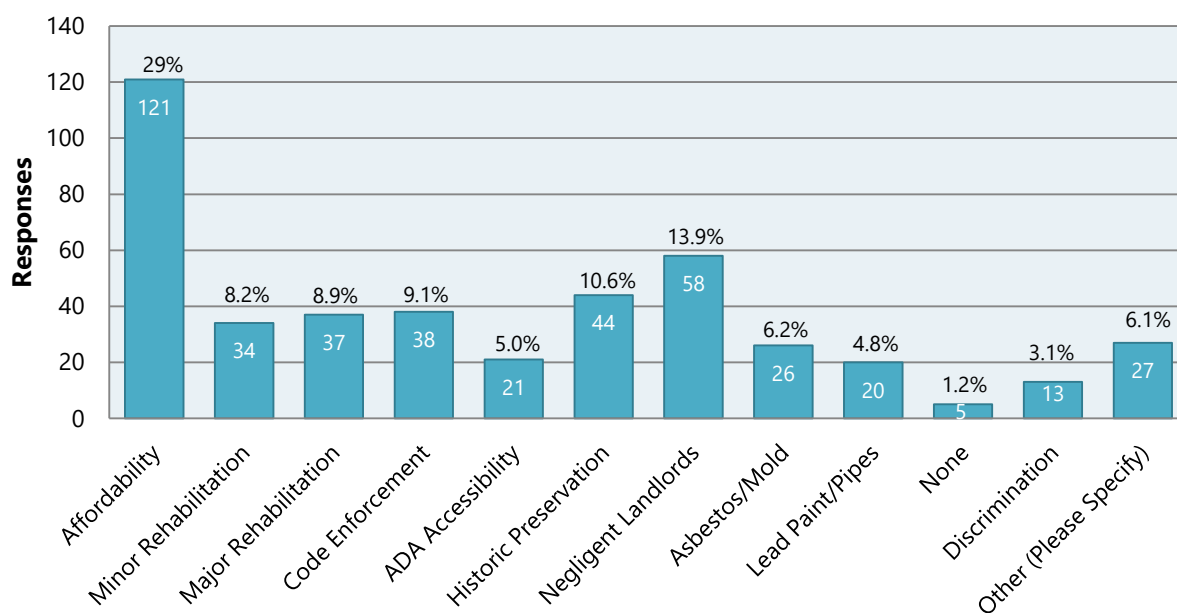
APPENDIX D. Placerville - Resident Questionnaire

(Note: Any text from the responder is provided verbatim with the exception of profanity.)

The City of Placerville, California is conducting a questionnaire to identify residents' needs in the community and fair housing concerns, such as acts of discrimination or barriers that might limit the housing choices of families and individuals. This questionnaire will help the city prepare the Cycle 6 Housing Element Update and its Analysis of Impediments to Fair Housing Choice.

Q 1: Identify housing/rental issues in the City of Placerville.

Housing/rental issue

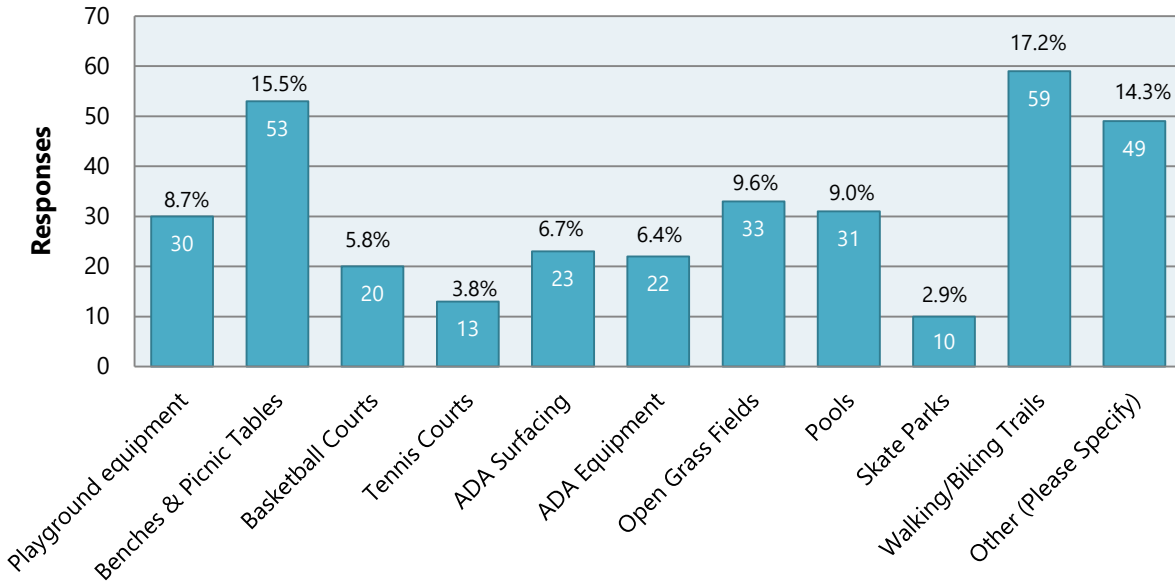


| Answer Choices | Responses | Percentage |
|------------------------|-----------|------------|
| Affordability | 121 | 29.0% |
| Minor Rehabilitation | 34 | 8.2% |
| Major Rehabilitation | 37 | 8.9% |
| Code Enforcement | 38 | 9.1% |
| ADA Accessibility | 21 | 5.0% |
| Historic Preservation | 44 | 10.6% |
| Negligent Landlords | 58 | 13.9% |
| Asbestos/Mold | 26 | 6.2% |
| Lead Paint/Pipes | 20 | 4.8% |
| None | 5 | 1.2% |
| Discrimination | 13 | 3.1% |
| Other (Please Specify) | 27 | 6.1% |

| Other (Please Specify) | # |
|---|---|
| No shelters for houseless folks, High fees for building/rehab/construction; restrictions on placing RVs/trailers on lots, "mother-in-law" units restricted | 1 |
| Availability | 4 |
| High permit costs that financially prohibit building more low-cost housing. | 1 |
| Homeless / Homelessness / Homeless mess | 3 |
| Homeless setting up camp in neighborhoods | 1 |
| Homeless shelter | 1 |
| Housing for seniors and young adults that is more affordable | 1 |
| I have moved into a place that has negligent landlords | 1 |
| Need short term rental laws (Air B+B, VRBO, etc) | 1 |
| No issues / good | 2 |
| No knowledge / unknown / unsure | 3 |
| Parking on streets in neighborhoods where streets are not wide enough (and were not designed) for parking on. People are not using designated pullouts for parking. | 1 |
| Plastic paint! | 1 |
| Poor Apartments | 1 |
| Quantity limited / Quantity | 2 |
| Remove signs and actual nooses that give our city a violent atmosphere | 1 |
| Water sewer bill to high | 1 |
| Wildland fire egress | 1 |

Q 2: Identify any needs or improvements to parks/recreation facilities.

Needs or improvements to parks/recreation facilities

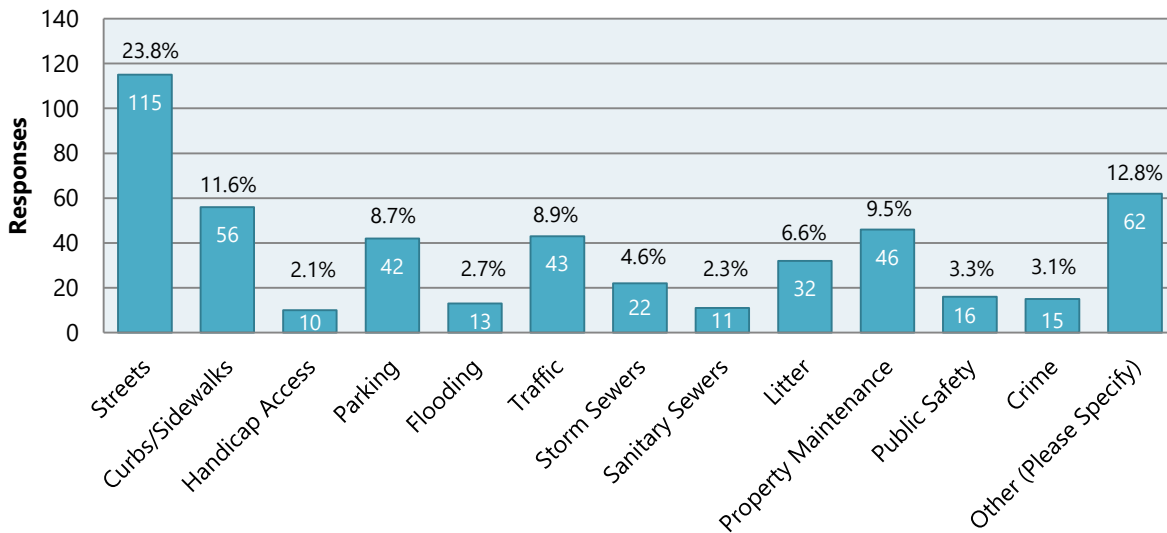


| Answer Choices | Response | Percentage |
|-------------------------|-----------------|-------------------|
| Playground equipment | 30 | 8.7% |
| Benches & Picnic Tables | 53 | 15.5% |
| Basketball Courts | 20 | 5.8% |
| Tennis Courts | 13 | 3.8% |
| ADA Surfacing | 23 | 6.7% |
| ADA Equipment | 22 | 6.4% |
| Open Grass Fields | 33 | 9.6% |
| Pools | 31 | 9.0% |
| Skate Parks | 10 | 2.9% |
| Walking/Biking Trails | 59 | 17.2% |
| Other (Please Specify) | 49 | 14.3% |

| Other (Please Specify) | # |
|--|----------|
| Pick up the needles and open restrooms at Lumsden park. Make it accessible to families and kids, not the methheads and homeless. | 1 |
| Restrooms/water fountains. Bike Trails - visibility/trash/homeless | 1 |
| City parks are overrun by drug dealers, making drug deals and using drugs in bRd daylight-preventing families from using them as they are unsafe | 1 |
| Additional Sidewalks, larger Sidewalks | 1 |
| Adult swimming | 1 |
| Although a sign prohibiting dogs off-leash is posted at the entrance to the Rotary Park, many dogs are not leashed. There are some dog owners who do not control their unleashed dogs thus creating possible hazardous conditions for other park visitors, especially children, the elderly and persons with disabilities. | 1 |
| BUMS & JUNKIES INVADING PUBLIC SPACE, LIVING OFF TAXPAYERS | 1 |
| Cleanliness, vagrancy | 1 |
| Desperately need a community center recreation area with baseball, soccer, multi-use grass fields. | 1 |
| Dog Park / We need a real dog park please | 3 |
| Exercise elements for adults | 1 |
| F! Country Club Drive other the p(the rest is illegible, see submission) | 1 |
| Feeling Safe | 1 |
| Fire set backs | 1 |
| Homeless Camps, Loitering | 1 |
| Homeless in PARKS - CAN'T USE | 1 |
| Keeping homeless Drug/alcoholics OUT!! / Safety from druggies + loiterers | 2 |
| Lack of restrooms. Please reinstate porta-potty at Rotary Park. / Toilets / Bath Room | 4 |
| Lighting trails | 1 |
| Lions field, both baseball fields | 1 |
| Maintenance/cleaning and upkeep | 1 |
| Mountain Bike Trails | 1 |
| Need to find a better use for Lumsten Park | 1 |
| No Issues / None / seems fine / NA | 4 |
| No sidewalks in school zones | 1 |
| OPEN POOL! | 1 |
| Trash / pick up trash | 2 |
| Pickleball courts | 1 |
| Question crossed out, see questionnaire | 1 |
| Restroom facilities; safe walking accessibility to get around town on foot. | 1 |
| Signage on trails confusing | 1 |
| Softball field repair | 2 |
| Upper restrooms @ Lyon Park are unusable as they are now dirty and destroyed. | 1 |
| Water fountain access | 2 |

Q 3: Are there any problems in your neighborhood.

Problems in your neighborhood



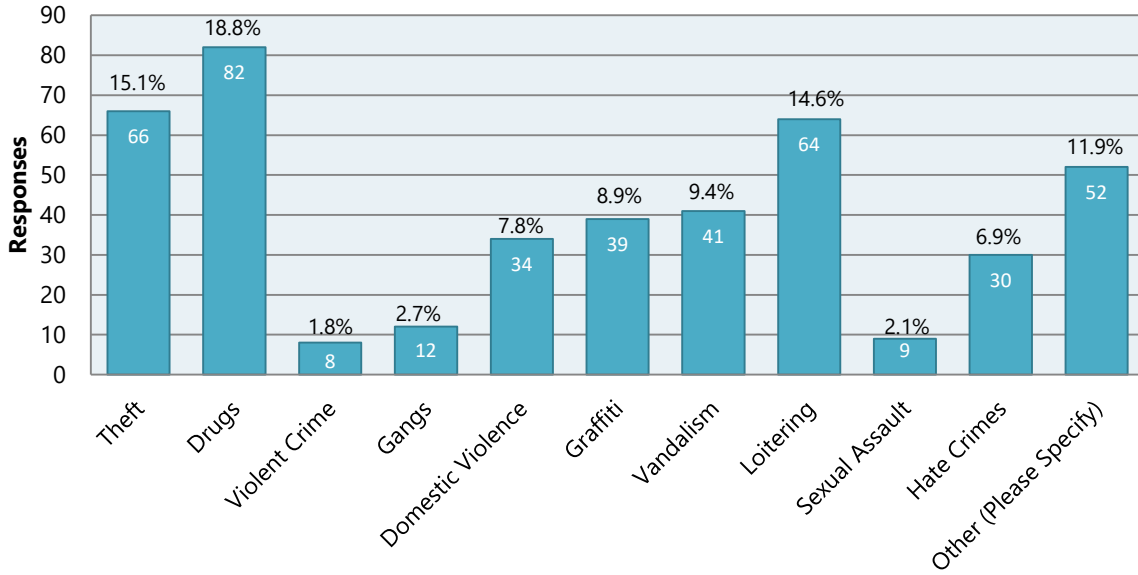
| Answer Choices | Responses | Percentage |
|------------------------|-----------|------------|
| Streets | 115 | 23.8% |
| Curbs/Sidewalks | 56 | 11.6% |
| Handicap Access | 10 | 2.1% |
| Parking | 42 | 8.7% |
| Flooding | 13 | 2.7% |
| Traffic | 43 | 8.9% |
| Storm Sewers | 22 | 4.6% |
| Sanitary Sewers | 11 | 2.3% |
| Litter | 32 | 6.6% |
| Property Maintenance | 46 | 9.5% |
| Public Safety | 16 | 3.3% |
| Crime | 15 | 3.1% |
| Other (Please Specify) | 62 | 12.8% |

| Other (Please specify) | # |
|--|---|
| (1) I've seen emergency vehicles such as fire trucks and ambulances, have great difficulty trying to maneuver between parked cars on my street (Lewis Street) because the Rd is quite narrow in some spots. This problem has occurred even when cars are parked legally within the solid white lines along the side of the Rd. (2) I often have trouble turning from Lewis Street on to Pacific because many cars coming from either direction on Pacific, don't stop at the stop signs. I average a number of "near misses" weekly in which my car is almost bRd-sided. | 1 |
| A few neighbors have trash/fix cars and block street in front yard | 1 |
| abandoned shopping carts | 1 |
| Apartments/ Poor demographics | 1 |
| Apple Hill time etc. traffic routed through this neighborhood by Google | 1 |
| Blackberry bushes & parking blocking street - unsafe | 1 |
| BUMS & JUNKIES | 1 |
| Burns, dirty fireplace smoke | 1 |
| city parks are overrun by drug dealers, making drug deals and using drugs in bRd daylight-preventing families from using them as they are unsafe | 1 |
| Declining property values due to proximity to BRdway homeless camp. | 1 |
| DRIVE TOO FAST | 1 |
| Fire Set backs | 1 |
| Free roaming cats that crap in EVERYONES yard making it hard to enjoy your own property especially with smell in the summer time. | 1 |
| Homeless / Homeless persons / Homelessness | 6 |
| Homeless camping out and leaving garbage | 1 |
| Homeless population and their issues that impact others | 1 |
| Homeless trash / Homeless trash and danger | 2 |
| Hwy 50 NOISE | 1 |
| Lack of sidewalks | 1 |
| Lack of telecommunication utilities | 1 |
| Land Dr and Lane Ct | 1 |
| Lights out on Clay St Bridge underpass. | 1 |
| Mail theft (specific crime) | 1 |
| more speed bumps needed Cougar Lane to Moulton | 1 |
| Need sidewalk along Rt 49 from Gilmore St to Skyline Dr | 1 |
| Need Walkable Rds | 1 |
| No street lights | 1 |
| Old Pipes | 1 |
| Overgrowth/lack of debris cleanup | 1 |
| Parking on St hard to get by | 1 |
| PG+E PSPS! | 1 |
| POT HOLES IN RDS, VEGETATION CLEARANCE ALONG RDSIDES / Potholes | 3 |
| Some streets are crumbling, no maintenance mechanism for private streets | 1 |
| Speed enforcement | 1 |

| | |
|---|---|
| Speed limit too high on Cedar Ravine in residential portions | 3 |
| Speed limits too high or not enforced | 1 |
| SPEEDING / Speeding Vehicles | 4 |
| Street traffic | 1 |
| STREETS HAVE SEVERAL HOLES VERY HARD TO DRIVE! | 1 |
| Streets need paving | 1 |
| There have been thefts out of cars in driveways and mailboxes vandalized. | 1 |
| Tree Removal | 1 |
| Tree root damage to the Rd No street mainten in 25 yrs | 1 |
| Tree Stumps | 1 |
| Trees on powerlines | 1 |
| Unsafe sidewalks with huge cracks | 1 |
| Walgreen parking lot | 1 |
| Water Quality | 1 |
| Wild Fire Prevention | 1 |

Q 4: Identify any crime issues with the City of Placerville.

Crime issues

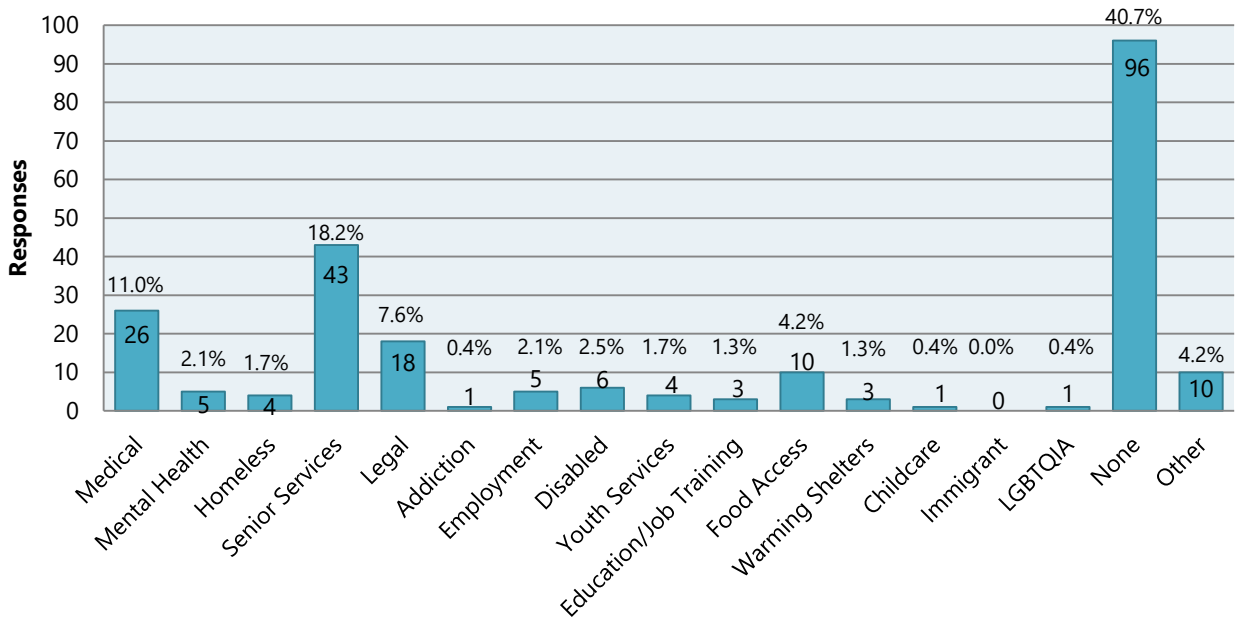


| Answer Choices | Responses | Percentage |
|------------------------|-----------|------------|
| Theft | 66 | 15.1% |
| Drugs | 82 | 18.8% |
| Violent Crime | 8 | 1.8% |
| Gangs | 12 | 2.7% |
| Domestic Violence | 34 | 7.8% |
| Graffiti | 39 | 8.9% |
| Vandalism | 41 | 9.4% |
| Loitering | 64 | 14.6% |
| Sexual Assault | 9 | 2.1% |
| Hate Crimes | 30 | 6.9% |
| Other (Please Specify) | 52 | 11.9% |

| Other (Please specify) | # |
|--|---|
| BUMS & JUNKIES BEING ON MY PROPERTY, LITTERING, LIVING OFF TAXPAYER MONEY | 1 |
| CATALYTIC CONVERTER STOLEN OFF MY TRUCK (county location) | 1 |
| City of Placerville PD fundraising and openly associating with MCs that choose hate. Placerville PD choosing not to follow simple COVID-19 protections such as consistently wearing masks. Be a positive example!! | 1 |
| Crazy Homeless/Unsafe Trails/ Wife & 2 yr old | 1 |
| Dog feces | 1 |
| DRUGGIES URINATING/DEFECATING, LEAVING TRASH ON OVERPASSES, SLEEPING OR PASSED OUT IN BRD DAYLIGHT. | 1 |
| Drugs, Loitering, homeless people | 1 |
| HAPPY TO SAY: NO PROBLEMS IN THAT REGARD | 1 |
| Homeless camps / Homeless / Homeless illegal camping / Homeless people / Homeless persons | 6 |
| Homeless camp on BRdway Rd - across from Tijuana Taqueria vagrants + trash - trash + dry litter around airport rd houses. Vagrants breaking into campers, etc. mail theft reported. | 1 |
| Homeless Camps, neighbors smoke, unseasoned wood burned | 1 |
| Homeless Destroying areas with trash drugs + sanitary issues / Homeless destroying properties (Private Properties) / | 2 |
| HOMELESS LEAVING GARBAGE/TRASH / Homeless Mess / Homeless sanitation | 3 |
| Homeless theft and setting fires | 1 |
| Homelessness & obvious pimps and prostitutes frequent downtown and the city park - unsafe for families to utilize park and just awful and sad sight to see daily | 1 |
| I HAVE'T EXPERIENCED ANY-BUT I AM SURE THERE IS SOME | 1 |
| I know of No crimes except speeding. | 1 |
| Lack of low cost housing that forces people to live on the streets; unsafe driving speeds. | 1 |
| Littering | 1 |
| mail box theft and vandalism | 1 |
| mail theft AT SENOR PARKS | 1 |
| Mail theft, bicycle theft, littering | 1 |
| MANY HOMELESS! | 1 |
| none / none that I'm aware of / unknown / unsure / N/A | 5 |
| Note: I think the City Police do a decent job. | 3 |
| PROUD BOYS, BOOGALOO, ETC. I.E. RACISM | 1 |
| Racial injustice should be discouraged. The homeless should be offered rides to NA and AA meetings...there are some that can get into recovery. | 1 |
| Racism | 1 |
| Rowdy, noisy political demonstrations on Main Street | 2 |
| Speeding | 1 |
| Speeding by Rotary Park where children are frequently present. | 1 |
| Traffic | 1 |
| TRASH | 2 |
| TRASH, HOBOS, SHOPPING CARTS | 1 |
| Vagrancy. Neighborhood blight. | 1 |
| Water and sewer to high. 550 for two month. Bull Sht! | 1 |

Q 5: Do you use any of the social services available in the City?

Social Services Available



| Answer Choices | Responses | Percentages |
|------------------------|-----------|-------------|
| Medical | 26 | 11.0% |
| Mental Health | 5 | 2.1% |
| Homeless | 4 | 1.7% |
| Senior Services | 43 | 18.2% |
| Legal | 18 | 7.6% |
| Addiction | 1 | 0.4% |
| Employment | 5 | 2.1% |
| Disabled | 6 | 2.5% |
| Youth Services | 4 | 1.7% |
| Education/Job Training | 3 | 1.3% |
| Food Access | 10 | 4.2% |
| Warming Shelters | 3 | 1.3% |
| Childcare | 1 | 0.4% |
| Immigrant | 0 | 0.0% |
| LGBTQIA | 1 | 0.4% |
| None | 96 | 40.7% |
| Other (Please specify) | 10 | 4.2% |

| Other (Please specify) | # |
|--|----------|
| Briefly I used meals on wheels | 1 |
| BUMS & JUNKIES, Food Access FOR BUMS & JUNKIES | 1 |
| Church community; volunteer opportunities | 1 |
| EDCOE | 1 |
| Food Access | 3 |
| Question crossed out, see questionnaire | 1 |
| Senior meals | 1 |
| Skate Park is good | 1 |

Q 6: Are there any programs or services that are missing or under-funded in the City?

- 1. Adequate programs for the homeless. 2. Accessible heating and cooling centers, based on the weather and/or power outages, needed especially for the homeless and other residents including the elderly and people with disabilities. 3. A service to provide transportation for those who need it, to heating and cooling centers and to all homeless programs/services.

- Addiction treatments are under-funded or non-existent in our community. Homelessness is out of control here.

- Affordable adult hourly home care, e.g. when person must leave home for a few hours and cannot leave spouse alone.

- Affordable Housing subsidies

- Better sports fields

- CASA of El Dorado County

- Cemetery maintenance - Old City Cemetery fencing and weed control

- Children's sports and Rd ways

- Community Entertainment Center - theatre, music, etc.

- Dealing with the homeless situation and our city being trashed

- Don't know

- DON'T KNOW WHAT IS FUNDED

- Early child care for babies

- Fire Prevention-code enforcement

- Fire protection severely underfunded due to defeat of recent bond measures.

- Food banks, youth services, homeless services, volunteer options

- Food programs for the working poor

- Get the homeless Help + off the streets/camps. Homeless=Drugs=Crime=Theft

- Help for the homeless

- Helping the homeless more

- Homeless - need them out

- Homeless housing! Please (circled) get them off our streets! and downtown. "Camping" everywhere - lots of trash!

- homeless services

- Homeless services, incl. shelter, social services, law enforcement, litter abatement

- Homeless Shelter

- Homeless shelter

- Homeless shelter + transitional housing

- Homeless shelter 0 Homeless people are living in the forest starting campfires that could easily turn into forest fires

- Homeless shelter w/case workers; HOT underfunded

- Homeless, food security/access, community garden; community/co-op housing

- Homelessness - Shelters & Services - Drug Rehabilitation

- housing for homeless + increased mental health outreach to them

- I'd like to see a proactive approach to vegetation management. Many lots in the City have not been pruned/cleaned for risk mitigation.

- IT WOULD BE GREAT TO HAVE ANOTHER INDOOR GATHERING FACILITY WITH KITCHEN FACILITY

- It would be nice to have a full-functional community center, similar to Cameron Park's Community Center.

- It would be very helpful to employ a "blight" officer to cite poor property conditions.

- Lack of A Permanent Homeless Shelter

- LACK OF AFFORDABLE HOUSING! OUR STREETS ARE FULL OF HOLES! TOO MANY HOMELESS!

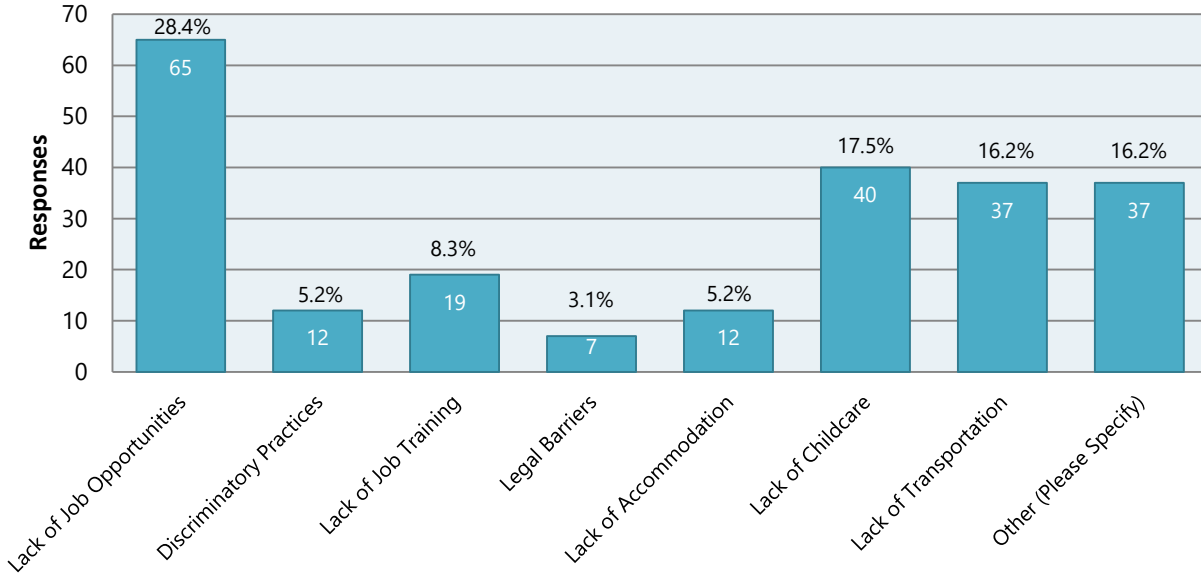
- Liter removal by volunteers or by community service. After school recreation programs in need.

- low-cost recovery homes/programs

| |
|---|
| Mental health services for children |
| Not sure |
| Not that I am aware of |
| on-going litter/garbage pick up - full trash cans on Main St. |
| Parks & Rec Would loves a kids water park/ splash pads. |
| permanent supportive housing; emergency shelter/housing; navigation services for homeless to aid in reaching needed services; legal places for homeless to camp, with hygiene and garbage facilities provided. |
| Please no more food access |
| Preservation of historic buildings. |
| Probably addiction/homeless problem as this is Placerville's #1 blight besides litter problem |
| Programs that provide housing to homeless - psychiatric facilities or outreach (not PUFF-terrible place) |
| Question crossed out, see questionnaire |
| Recreation programs for persons with a disability |
| Recreation programs for persons with a disability |
| Recreation programs for persons with a disability |
| Residential homeless center with comprehensive program to address core issues and resolve. Working model = Petaluma's COTS program/facility. Acknowledge - not all will accept help. |
| Rides to medical appointments could use more funding and friendlier service. Please be Nice and make Info easier to find about rides. |
| Rd reparations have been making some progress but still a long way to go. |
| safe outdoor activities for youth. Again, the basketball court is in the city park where drugs and prostitution occur. Not somewhere I will send my teen to exercise with friends. The only other locale is a skate park (which is great). Teens need physician activities and social time together. More public spaces with options, in a safe environment would be great. Large park to throw the ball for the dog, have picnics, hand with friends, with walking trail around it for walkers/joggers/kids on bikes, play structures to one side for the younger kids. This is missing. We are a city for tourists, without any substance to draw families. We need to change our environment to bring in families, and kick out criminals. |
| Senior activities such as pickleball, peace garden, safety in walking on paths w/o being accosted by loitering homeless. |
| SENIOR EXERCISE PROGRAMS WITH UP TO DATE GUIDENCE |
| SENIOR SERVICES |
| Shelter & navigation assistance for homeless people. |
| Shelters for houseless/homeless; first/last month's rent and deposit help, help for people with bad credit so they can secure rentals |
| Streets and walkways. Lighting. For safety. |
| Support for the homeless!!!! |
| Sustainability/environmental/green community initiatives (trash pickup, education, K-12 programs, etc.) |
| Talk to pullic about water and sewer Bills to high. we have been rip off for years stater 200+ |
| THE ARTS |
| Trash removal left behind by vagrants polluting our City and waterways needs to be addressed immediately. |
| Unsure |
| We need a comprehensive program to get homeless into shelters with proper support and out of neighborhoods. |
| WHO KNOWS YOU TELL US |
| WTF! WHAT SERVICES DO ILLIGALS & LGBTQIA NEED. GET RID OF ILLEGALS. LGBTQIA RE JUST PEOPLE, THEY DON'T NEED ANY SPECIAL TREATMENT. |
| Yes, what is being done to assist with growing homeless camps. |
| Youth development and Elderly activities |

Q 7: Identify any employment issues in the City of Placerville?

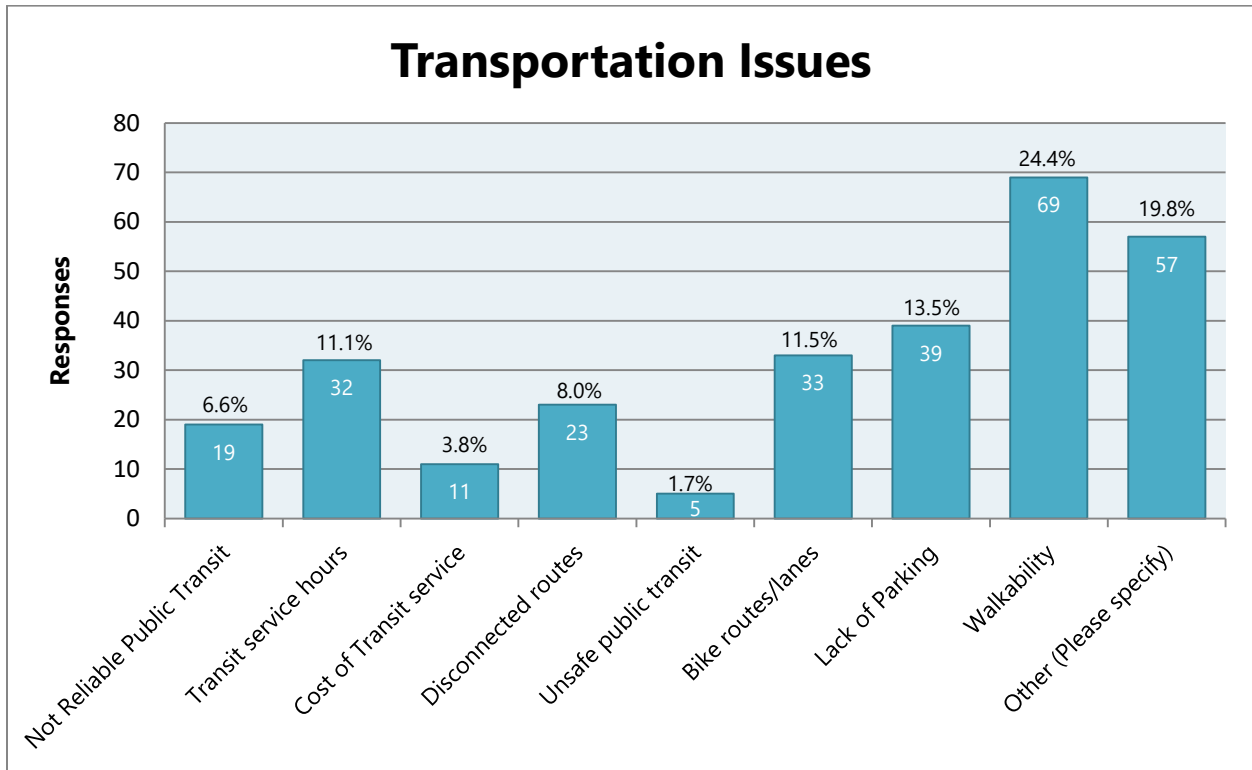
Any employment issues



| Answer Choices | Responses | Percentage |
|---------------------------|-----------|------------|
| Lack of Job Opportunities | 65 | 28.4% |
| Discriminatory Practices | 12 | 5.2% |
| Lack of Job Training | 19 | 8.3% |
| Legal Barriers | 7 | 3.1% |
| Lack of Accommodation | 12 | 5.2% |
| Lack of Childcare | 40 | 17.5% |
| Lack of Transportation | 37 | 16.2% |
| Other (Please Specify) | 37 | 16.2% |

| Other (Please specify) | |
|--|----|
| A few of our small businesses are still non-ADA compliant. | 3 |
| Affordable Child Care | 1 |
| Buses needed for work do not run nights, weekends, holidays, and often enough. | 1 |
| Having to pay for parking | 1 |
| High speed internet | 1 |
| Lack of good paying jobs / Part Time consistent work | 2 |
| Lack of professional jobs / too many qualified people underemployed | 2 |
| Nepotism and cronyism | 1 |
| No opinion, n/a, Don't Know, Unknown, No idea/ Unsure / No issues / None | 17 |
| Outdated Antiques & Bars | 1 |
| Question crossed out, see questionnaire | 1 |
| Racism | 1 |
| Retired | 3 |

Q 8: Identify transportation issues in the City of Placerville.

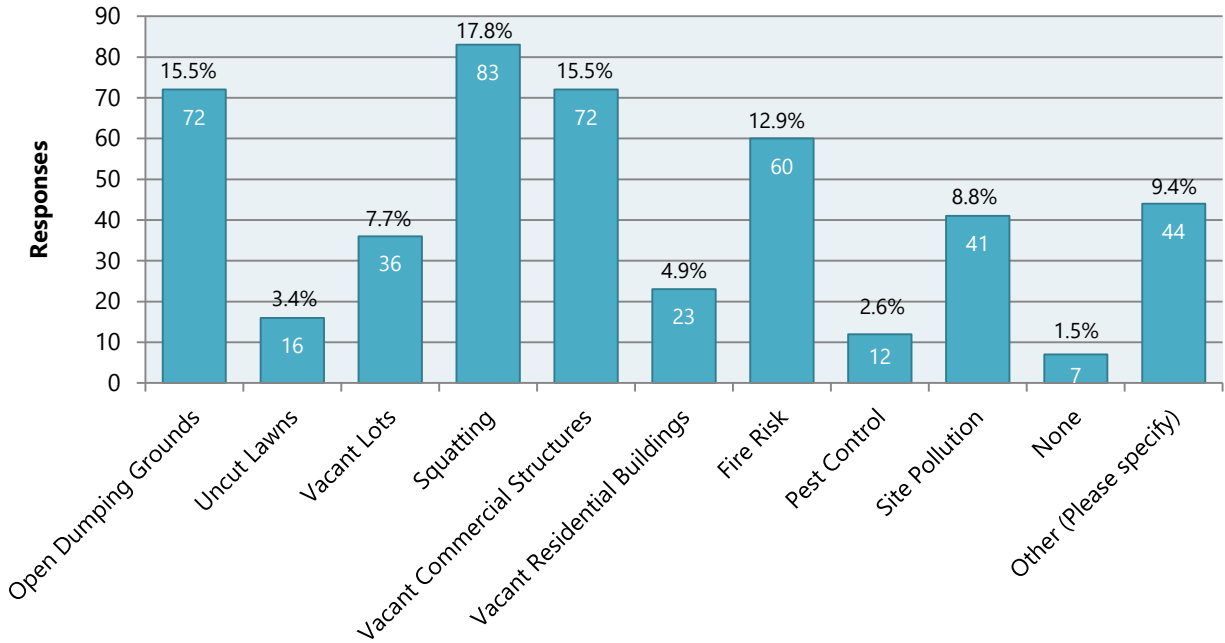


| Answer Choices | Response | Percentage |
|-----------------------------|----------|------------|
| Not Reliable Public Transit | 19 | 6.6% |
| Transit service hours | 32 | 11.1% |
| Cost of Transit service | 11 | 3.8% |
| Disconnected routes | 23 | 8.0% |
| Unsafe public transit | 5 | 1.7% |
| Bike routes/lanes | 33 | 11.5% |
| Lack of Parking | 39 | 13.5% |
| Walkability | 69 | 24.0% |
| Other (Please specify) | 57 | 19.8% |

| Other (Please specify) | # |
|---|----------|
| Walkability Carson Rd. | 1 |
| Bicycle speeders on the Bike Trail + they are Not good when looking out for their own safety. Poor Dial A Ride response time 1 1/2- 2 1/2 hrs? | 1 |
| Don't use the public transit system. | 1 |
| Ensuring networks of transportation near large businesses to accommodate workers who cannot drive or might not. | 1 |
| Harvest Traffic Gridlock that spills into neighborhoods, Tahoe/Apple Hill Traffic off the 50, Too much traffic, Traffic | 4 |
| Lack of Restrooms | 1 |
| Lane Dr Potholes | 1 |
| N/a | 5 |
| Need sidewalk along Rt 49 from Gilmore St to Skyline Dr | 5 |
| No Fee parking needed | 1 |
| No opinion, no idea, none, unknown | 3 |
| Not enough hiking trails unpolluted by Hwy 50 noise | 8 |
| Not enough sidewalks. Sidewalks needed. We need more sidewalks where it's possible to construct them, outside of the downtown area. | 6 |
| Not proper suites with toilets | 5 |
| Poor lighting along city streets, narrow streets, speeding vehicles | 1 |
| Poor paving condition index. Walkability and bike routes/lanes are improving. | 3 |
| Pot holes | 1 |
| Ride w/homeless? | 1 |
| See #3. In addition, some sidewalks are still non-ADA compliant. However, it should be noted that things have improved significantly in recent years. | 2 |
| Tahoe/Apple Hill Traffic off the 50, Too much traffic, Traffic | 3 |
| The buses are good | 1 |
| Too much concern for Bike Trail Rd Repair Needed | 1 |
| Uneven sidewalks | 1 |

Q 9: Identify any blight (clearance/demolitions) issues in the City of Placerville.

Blight (clearance/demolitions) issues

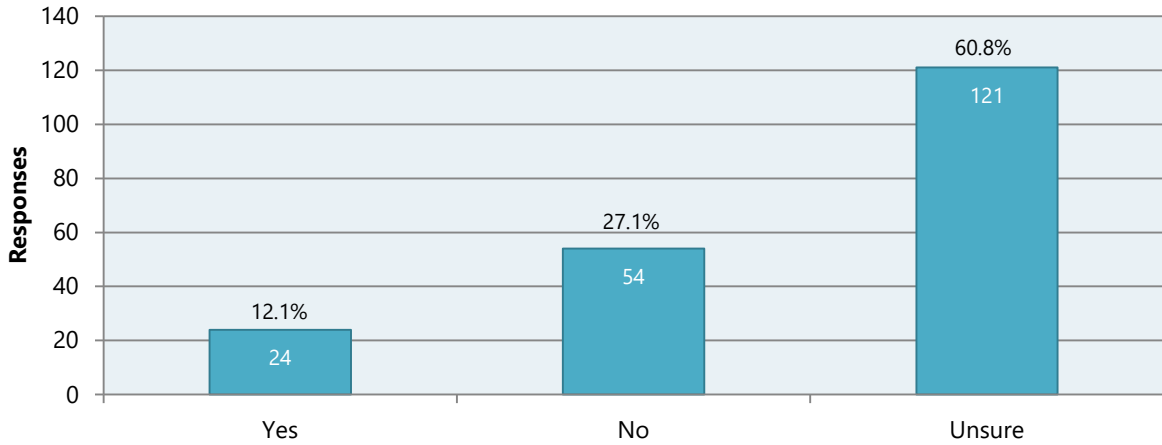


| Answer Choices | Responses | Percentage |
|------------------------------|-----------|------------|
| Open Dumping Grounds | 72 | 15.5% |
| Uncut Lawns | 16 | 3.4% |
| Vacant Lots | 36 | 7.7% |
| Squatting | 83 | 17.8% |
| Vacant Commercial Structures | 72 | 15.5% |
| Vacant Residential Buildings | 23 | 4.9% |
| Fire Risk | 60 | 12.9% |
| Pest Control | 12 | 2.6% |
| Site Pollution | 41 | 8.8% |
| None | 7 | 1.5% |
| Other (Please specify) | 44 | 9.4% |

| Other (Please specify) | # |
|--|----------|
| Upper BRdway (Vacant Commercial Structures). Wedgewood's encroachment on PG&E power lines to west. | 1 |
| Unkept yds. | 2 |
| Uncut Brush / Uncut weeds | 2 |
| Trash all over! | 1 |
| The proliferation of the large, and growing homeless camp on BRdway and the resulting health, sanitation, pest, fire risk and crime. A neighbor recently sold her home and was told by her agent to expect to lose up to \$10,000 in the sale price because of the nearby BRdway homeless camp, the piles of trash and the near lack of city attention to this huge and obvious problem. | 1 |
| The hill from the freeway down to BRdway by Airport Rd is disgusting and disgraceful! Can't drive thru safely at night, even though on our way to the house we need to. They think they are hiding on that hill but the abundance of garbage is overwhelming and can even be seen from passersby on the freeway!! EMBARRASSING | 1 |
| Racism - Nooses | 1 |
| None, El Dorado Co residents showing lack of respect for their own community. Routinely dumping and littering public and private land. | 1 |
| No issues | 1 |
| Neighbor with too many cars for driveway, street-blocks street | 1 |
| Lot behind pink building on 49 and 193 is huge fire risk needs to be fully cleaned every year! | 1 |
| Litter! | 1 |
| junk accumulation on a couple of properties in nice neighborhoods | 1 |
| Homeless Leave Trash / Homeless garbage | 2 |
| Homeless camps along the riding/hiking trail / homeless on the walking trails | 2 |
| Homeless camps / encampment / All mainly because of homeless /Upper BRdway at homeless camp / All mainly because of homeless / Abandoned Campers / Homeless and their trash EVERYWHERE | 10 |
| HANGTOWN CREEK TRASH/VEGETATION | 3 |
| Fire Risk, Site Pollution, HWY 50 | 1 |
| Don't Know/No Opinion | 4 |
| CEMETERIES ARE DIRTY | 1 |
| Cell towers in residential areas | 1 |
| Camps on Hangtown Creek | 1 |
| BY BUMS & JUNKIES | 1 |
| Availability of safe camping grounds for those without houses, with hygiene and garbage control services. | 1 |
| Again, significant homelessness presence, with open display of drug deals/use and prostitute/pimps - on main street (and all around) | 1 |
| Half-a-- updates | 1 |

Q 10: In your opinion, are residents of the City of Placerville aware of how to report fair housing violations?

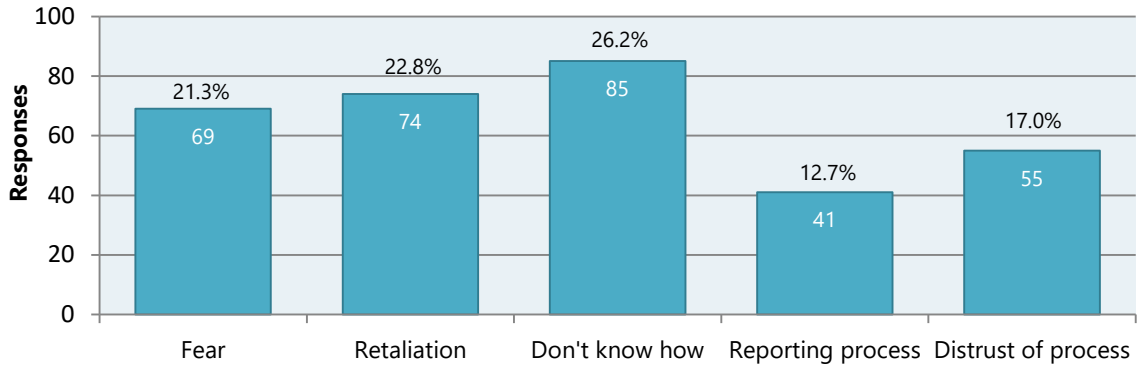
Aware of how to report fair house violations



| Answer Choices | Responses | Percentage |
|----------------|-----------|------------|
| Yes | 24 | 12.1% |
| No | 54 | 27.1% |
| Unsure | 121 | 60.8% |

Q 11: Identify the reasons why fair housing complaints may not be reported?

Reasons why fair housing complaints may not be reported



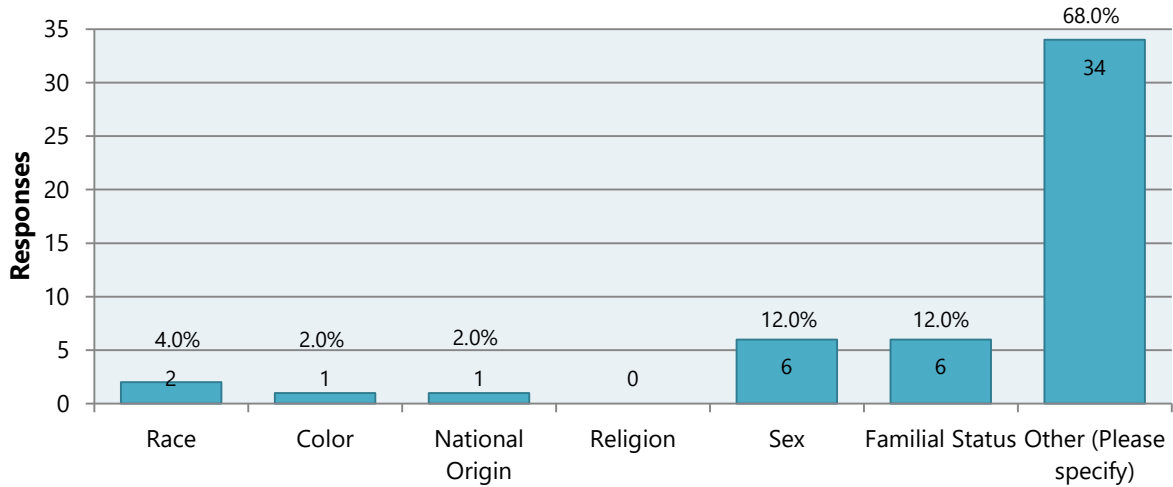
| Answer Choices | Responses | Percentage |
|---------------------|-----------|------------|
| Fear | 69 | 21.3% |
| Retaliation | 74 | 22.8% |
| Don't know how | 85 | 26.2% |
| Reporting process | 41 | 12.7% |
| Distrust of process | 55 | 17.0% |

Q 12: If you are a renter, has your landlord refused to make reasonable accommodations for a disability? If yes what was the request?

| Answers | Responses | Percentage |
|---|------------------|-------------------|
| His management company doesn't fix anything | 1 | 2.0% |
| Homeless + Camps need to go! | 1 | 2.0% |
| N/A | 17 | 34.7% |
| No | 18 | 36.7% |
| Not a renter | 6 | 12.2% |
| not a renter - I own my home | 1 | 2.0% |
| Question crossed out, see questionnaire | 1 | 2.0% |
| STOP! NO ONE MADE THEM RENT THERE | 1 | 2.0% |
| Yes | 2 | 4.1% |
| Yes, none, just good communication | 1 | 2.0% |

Q 13: Have you faced housing discrimination based on any of these characteristics?

Faced Housing Discrimination Based on Characteristics



| Answer Choices | Responses | Percentage |
|------------------------|-----------|------------|
| Race | 2 | 4.0% |
| Color | 1 | 2.0% |
| National Origin | 1 | 2.0% |
| Religion | 0 | 0.0% |
| Sex | 6 | 12.0% |
| Familial Status | 6 | 12.0% |
| Other (Please specify) | 34 | 68.0% |

| Other (Please specify) | # |
|---|----|
| I own my home / owner | 2 |
| N/A | 8 |
| Disability | 2 |
| Source of Income | 4 |
| No / None | 17 |
| STOP! THERE IS ONLY DISCRIMINATION BECAUSE THE TOPIC IS SHOVED DOWN EVERYONES THROAT. | 1 |

Q 14: Please evaluate whether the following situations results in further discriminations and/or barriers to fair housing in the City of Placerville.

| | Strongly Agree | Agree | Neutral/ Unsure | Disagree | Strongly Disagree |
|--|-----------------------|--------------|------------------------|-----------------|--------------------------|
| State or Local Laws and Policies that Limit Housing Choice | 18 | 25 | 87 | 11 | 14 |
| Lack of Fair Housing Organizations in the City | 16 | 33 | 90 | 8 | 10 |
| Lack of knowledge among bankers/lenders regarding fair housing | 9 | 22 | 97 | 14 | 11 |
| Lack of knowledge among landlords and property managers regarding fair housing | 15 | 44 | 73 | 11 | 13 |
| Lack of knowledge among real estate agents regarding fair housing | 11 | 31 | 81 | 20 | 12 |
| Lack of knowledge among residents regarding fair housing | 21 | 53 | 68 | 6 | 9 |
| Lack of accessible housing for persons with disabilities | 23 | 42 | 79 | 7 | 7 |
| Lack of accessibility in neighborhoods (i.e. curb cuts) | 26 | 38 | 75 | 8 | 7 |
| Lack of fair housing education | 18 | 51 | 70 | 7 | 9 |
| Lack of affordable housing in certain areas | 54 | 50 | 41 | 10 | 9 |
| Concentration of subsidized housing in certain neighborhoods | 22 | 33 | 81 | 9 | 9 |
| Other barriers | 9 | 11 | 91 | 1 | 5 |

Q 15: Are there any additional comments or concerns that you wish to share?

After a year of covid19, some of these are hard to answer overall. There seem to be empty houses that could be rented out to those who need them, but due to landlord fears, or prices too high, or renters' incomes too low, the county is not fully rented out or housed.

All streets are falling apart

Apartments are bringing in bad tenants & population. Remove double yellow line on Clay St

As a homeowner I am frustrated with the city's non-responsiveness to its homeless crisis. Huge piles of trash accumulate for MONTHS along BRdway before it's cleaned up. There are no sanitation facilities for the homeless, creating a potential public health crisis. The city seems to think that laying the problem off on the churches is the answer. Clearly it is not. In addition I worry about the large number of empty storefronts in commercial areas. We are losing tax revenue. Does the city have an Economic Development Director? If so he/she is doing a poor job. If not the city should invest in one. And for God's sake don't let the downtown merchants dictate who their competitors will be! Finally please do something about the blight-creating, derelict strip mall on BRdway. It's a magnet for vagrants, its parking lot is a defacto homeless car campground and auto wrecking yard. (Why are police allowing this?) There is great potential for additional business and the resulting sales tax revenue. Has anyone thought of moving the DMV office there? Plenty of parking, unlike the current office. Just saying...

Black substance in water coats inside of pipes, city tested for harmful substances. But didn't test to tell me what the black substance is. I would like to know that and fix it.

blight in my neighborhood - a duplex at 1334 Village Ln was allowed by the City to add 2 additional... see attached letter

CONTROLLING GOVERNMENT. STAY OUT OF OUR LIVES. GET RID OF THE BUMS & JUNKIES. STOP ENABLING THEM. TAX MONEY SHOULD GO TO INFRASTRUCTURE & 1ST RESPONDERS NOTHING ELSE!

Costs of utilities and lack of reasonable fire insurance are huge barriers to affordability of living in placerville

Discrimination is spelled Discrimination. You need a better proof reader.

Disconnect between County and City regarding procedures, services, etc. Lack of knowledge about which entity is responsible for what service, rule, guideline, etc.

Don't see any street sweepers, trash, plant growth onto sidewalks or streets. Street decay on many streets, cracks down middle of Winesap, etc. faded letters of stop on sts. (etc)

DURING THE PANDEMIC, WE FIND IT SHAMEFUL, UNHEALTHY + UNFAIR PEOPLE WHO DO NOT WEAR MASKS + SOCIAL DISTANCING

Elm Ave has ongoing "leaky" spot in the middle of the street (west side); it has been reported numerous times. No action. Cross st., Locust, becomes a dumping ground for furniture, trash etc. Along the walking trail, I have reported used syringes on the ground. Appreciate the efforts + response to removing garbage + needles (syringes) in a timely manner. Thank you!

EXISTING RACISM IN LAW ENFORCEMENT AND GOVERNMENT. LACK OF UNDERSTANDING THAT BLACK LIVES MATTER

Extreme fire risk on unmaintained lands within the city.

Finish Paving Morrene Drive

Fire hazard - Brush and undergrowth on right side of Tunnel Street. Health hazard of the homeless people plus the garbage they leave.

Funding for repairing lacking in many areas in City Limits (Measure L)

Get rid of the homeless camps and meth heads.

Group homes are not maintained as well as the rest of the neighborhood

Have been flooded 2 out of last 6 years. City

Employees were taking pictures one year

Homeless camping nearby + trash/marijuana projects planned nearby. Nuisance: chickens and farm animals in back/front yards right in town/old vehicles & junk in yards - clutter/trash/brush. Amen!

Homeless wandering and living in neighborhoods

Housing - rentals or for sale are in critically short supply. Rents are sky high! Landlords demand excessive and private information - credit scores and complete credit reports. Conduct bidding wars.

I am a privileged retiree on a great street. Just don't know much about some of your questions. I use walk trails + they are great. Too many businesses closed. Homeless need help. May be when pandemic under control, + not deterred by homeless, businesses will return.

I am a proud Placervillian. Thank you for all you do in service to our community. I especially am grateful that you stood up to the Proud Boys. My dream is that our town removes its hate symbol so our town can flourish.

I am concerned with the growth of the homeless population

I do not think the city addresses any issue that are not requested by their campaign contributor!

I have a renter in my basement who I am trying to evict for non-payment of rent & refusal to vacate.

I have had no issues with Placerville's fair housing practices nor have I heard from friends or family of any they have had so don't feel qualified to have an opinion. In general, such practices can be too complicated for complete layman understanding. A City ombudsman to answer questions would be helpful if this is an ongoing issue.

I live up the street from town - the surrounding areas have trash and camping homeless - they need a place to be! or we will not have peace!

I mostly feel qualified renters struggle due to extremely high prices (>2000) for a two bedroom and overall lack of quality housing due to development regulations.

I think our water rates should be in line with the county rates. They are substantially higher

I think the noose being displayed on the city logo + street signs and the use of racist street names (i.e. Coon Hollow) discourages people of color from moving and living in Placerville. On a form about discrimination you may want to include a non-binary or other option for gender.

I'm a new resident so not fully aware of history of fair housing other than my own experience. As a Caucasian home-owning citizen, I have not bared any of these prejudices to my knowledge.

I'm unsure of any pervasive discrimination situations in the City.

It would be good to explore Missing Middle Housing as options for infill projects. Take a proactive approach to housing, starting with Design Standards, to allay the fear of homogenized projects. Design is everything when it comes to community character.

It would be nice to have a sense of town pride (in a wholesome way, not in a white, male, racist way). I like the addition of the farmers market. More like that. Less of brawl inducing events (brewfest), maybe add more main street events that allow people to walk around and enjoy their town. Together, as people. Find activities that foster human connection, investing in our community, giving through actions (not just money), doing good things because they are the right things to do.

KEEP OUR HISTORY - KEEP THE DRUID MONUMENT

Lack of affordable/available fire insurance in foothill communities.

Lack of housing for Low + Very Low Income people; too many people who work in Placerville cannot afford to live in Placerville

Landlords know you can't find housing here so they rape you! \$1,900 a month for seniors is Rape.

Love Placerville- concerned over increase in homeless camps

Many Rds are in poor condition. Combellic - speed control needed parts re very badly cracked

More areas or programs needed for kids or youth in BRDway area. Community programs for neighborhoods to work together to help people in need seniors, low income etc. volunteers

MOST HOUSEING ISN'T AVAILABLE TO PEOPLE WITH LOWER PAYING JOBS. HOUSING IN THE AREA SHOULD BE IN ACCORDANCE TO THE EARNING ABILITY IN THE AREA. DON'T KNOW HOW TO MAKE THAT HAPPEN

Need to also address affordability & reliability of utilities, especially for low-income & seniors (think reduced rates for water & sewer for these groups, and energy/utility programs to assist with upgrades & maintenance).

No Apartments

No housing available. No affordable housing that allows pets.

No one should be burning on this street/Area. We have wild fires all summer and then burning in the winter. I want clean air. Old Fireplaces stink up the air. Mental Health for homeless. Their Camps will start a fire one day and destroy Placerville

No section 8 vouchers available for my disabled son. No section 8 housing available.

None

Not enough low-income apartments

OUTLANDISH SEWER RATES AND TRASH, TRASH, HOBOS, TRASH, TRASH, HOBOS, AND ABANDED SHOPPING CARTS, TRASH, TRASH, AND FINALLY HOBOS. I DO PICK UP TRASH Except FYI MASKS NOW the NEW TRASH! If I was homeless how would I get this suevay, since it came with a water Bill that I would Not pay if I was one of the yellow boxes (Homeless, Temporary Shelter, Hotel/Motel, Vehicle), AND WHY SHOULD I CARE. And furthermore - The Memorial to slain Brian Ishmael looks great at the start of the trail - however walk down towards the Fulmers what a mess of Trash-get the Hobos and their Trash out - Keep Brians Trail clean of Hobos, Bums, Trash and Shopping Carts and imagINE your Corporate yard accross from Fulmers Be clean of carts and Junk etc. get the Bums to pick of their Trash - So I don't have to - and get them the hell out of there - consider this how about the "Rich people" viewing the Trash on the way to Tahoe - change the sign at Canal from Welcome to Placerville to Welcome To Trasherville. "OLD Hangtown" - get over it- How bout City leaders pick up the TRASH!

People speed on this street a lot! The street is eroding & no sidewalks

Placerville is a beautiful City. Just needs to be cleaned up a bit. Are there any community clean up days planned? Never seen any. Our Placerville Post office is filthy outside. Realizing its a federal building but it needs a clean up!! Also would like a contiguous trail from 193 to Spring St on Coloma St/49. Lost of walkers, but trail is currently dangerous in spots.

Please provide housing to get homeless off the streets. They are a nuisance, a blight on the city, and present a real danger, setting fires in an already fire-prone area. Leaving them here is unfair to the rest of us residents who pay taxes and deserve a safe, clean environment.

Please see above statement regarding Placerville PD, especially in regards to associating with a hate group

See attached letter

See letter attached

Speeding north along Highway 49 from Highway 50 to city limits.

Streets and sidewalks are not maintained. Unsafe egress during events downtown. Fire safety education and emergency route planning.

Taxpayers/People who take care of their homes and work hard don't want to live near subsidized housing because of a lack of concern for community. Renters often lack a sense of committment to their neighborhoods. However, it is understood they need to have housing as well.

Tent city on BRdway Rd across from Tijana Taqueria. Mountains of trash before, after, and around site. Foot traffic + loitering near soup kitchen on BRdway.

Thank you for your sensitivity to not just the wants and needs of the able-bodied population, but to the disabled as well.

Thank you for your sensitivity to not just the wants and needs of the able-bodied population, but to the disabled as well.

Thank you for your sensitivity to not just the wants and needs of the able-bodied population, but to the disabled as well.

The CA Supplemental Tax is BS

The cost of water and especially sewer is getting out of control. I live in a low-income housing area and Im afraid that soon, I have to choose between water or Food

The Homeless camp on BRdway is an eye soar to the Community. The Hangtown Haven was a much more organized site and respected much more.

the homeless/drug addicts are HORRIFIC. The police accomodate them far more than the homeowner who pays their wages! Used to have empathy for these druggies. No More. They are lazy + with trash recepticles evey 20 feet in city historic district/Main St, etc... they can no even pick up + throw their trash away. Placerville has gone to hell over the last 10-15 yrs. No longer a nice place to live, Majestic historic homes being turned into apartments, by AIRB-N-B, VRBOs, OR slumlords- We have lived in EDCounty for a very long time - We have no idea who are neighbors are anymore, as no one is friendly. As soon as this pandemic is over, we are outta here! Considering NO ONE on Main St even started wearing mask until, seemingly LAST WEEK, Im sure the variants will make pandemic last even longer. Placerville is now a dirty, bedroom community of Sacramento. Nothing charming anymore sans Historic District + City + property owners don't seem to interested in restoration, or care of. P.S. Our property + home have been broken into & things stolen. Placerville Police have lousy attitudes + really don't seem to care. Noticed they STILL aren't wearing masks! Are the city employees? NOPE!

The moment I moved in I realize how much stuff was broken. I moved into a place that has holes in the carpet and smelled like cigarettes pee and weed. I reported and nobody contacted me but I still have all their emailed of failed communication. See attached complaint form.

THE TOTAL LENGTH OF CLARK ST. IS A DISGRACE. THE PAVEMENT IS AN EMBARASMENT. THIS LOWERS THE VALUE OF THE PROPERTIES SURROUNDING THIS AREA. SMALL PATCH JOBS DON'T WORK!!!

There is a lot of NIMBY (Not in My Back Yard) sentiment in Placerville when it comes to building or otherwise providing much-needed affordable and low-income housing, especially for families with children. Unfortunately, many who work in and around Placerville, especially younger workers with children, cannot afford to live here.

There needs to be more affordable housing and rentals that meet the demographic of Placerville. Fix walking path along Hwy 49 between 193 + Spring-El Dorado High School uses for running which is dangerous. Thank you!

Unsafe driving + noisey cars/trucks/motorcycles along Canal st most hours of the day. Unsafe walking due to no sidewalks especially along Hwy 49 + Spring st to Bedford.

Unsafe walkers on Tunnel St. Walk for exercise 3+4 across. They need a designated walking lane or sidewalk. Much traffic + many walkers

Very poor survey!

Water and sewer Bills to high! we are 3 times Higher Then

We are a really all white community. We seem to have hidden barriers, I just don't know what they are. I would like a diverse community based on respect and accepting one another. NO HATE BASED GROUPS.

We need a homeless shelter!

We need to change current zoning ordinances regarding tiny homes + alternative housing. Making it easier to buy land + use for tiny home or Homes.

What is instore for the "K Rail" protected bridge on Placerville Drive

When I moved to Placerville I bought my house. I know nothing about housing issues in Placerville

When is Smith Flat Rd between BRdway & Point View getting repaired/paved? All surrounding Rds have been done. Also due to surrounding Rds being paved All traffic has been DETOURED SEVERAL TIMES FOR MULTIPLE DAYS/WEEKS. The Rd (SFR) is in dyer need of proper repair! We too pay taxes!!

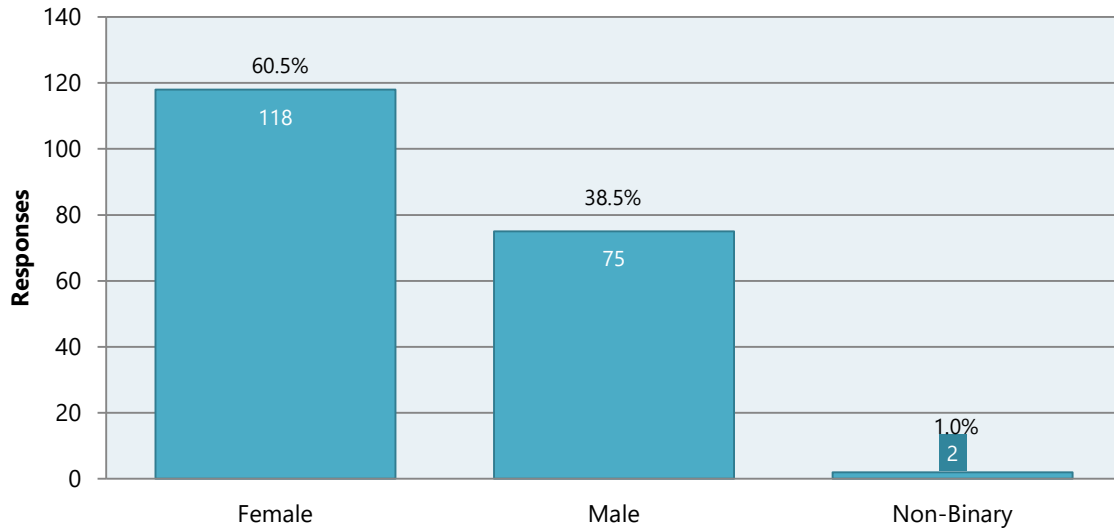
Yes! The section of Canal Street just after the high school up until middletown Rd is horrible. Pot holes everywhere. People swerve into oncoming traffic to avoid them. PLEASE FIX IT!

Q 16: What is your street name where you live in the City of Placerville?

| | | |
|---|---|---|
| <p>Acacia Wy Airport Ct Airport Rd Allen Ct Anderson Ct Azalea Ln Barrett Bedford Ave Bee St Benham Ct Bennett Dr Benson Big Cut Rd Blue Bell Ct Brendan Wy BRdway Bronzecrest St Bush Ct Canal St Candelerio Carla Dr Carson Rd Cedar Ravine Chili Alley Clark St Clay St Coloma St Conrad Ct Conrad St Country Club Dr Covey Dr Crestview Dr Cribbs Ct David Cir Debera Ct. Degolia Duden Easy St Elm Ave Eskaton Dr Fairview Dr. Garden St. Glory Rd Gold Golden Eagle Goldman Grandview</p> | <p>Green Wing Lane Hawks Landing Ct. Hidden Wy Hilltop Hocking St Holly Wy James Dr Kenneth Ct Kimi Way Lane Ct LAWSON WY Letitia Ave Lewis St Lillian Ct Lincoln Locust Martin Meridian Ct. MILES WY Miller Wy Molly Ln Morrene Dr Morts Ct. Mosquito Mount Aukum /E16 Myrtle Ave NAOMI WY Nesting Ct Northridge Dr Oak Crest Ct Oak Terrace Rd Olivene Ct Pardi Wy Park Ave Patton Ct Paydirt Pennsylvania Ct Pheasant Run Dr Pinecrest Ct Quail Dr Ronald Loop Roosevelt St Rosier Sandra Cir Sheridan St Skyline Dr Slippy Ln</p> | <p>Smith Flat Rd Spanish Ravine Rd Spring St Stone Ln Thompson Tranquil Creek Rd Tunnel St Turner St Village Ln Vivian Ct Willow St Wiltse Rd Winesap Cir Woodridge Ct</p> |
|---|---|---|

Q 17: Gender

Gender



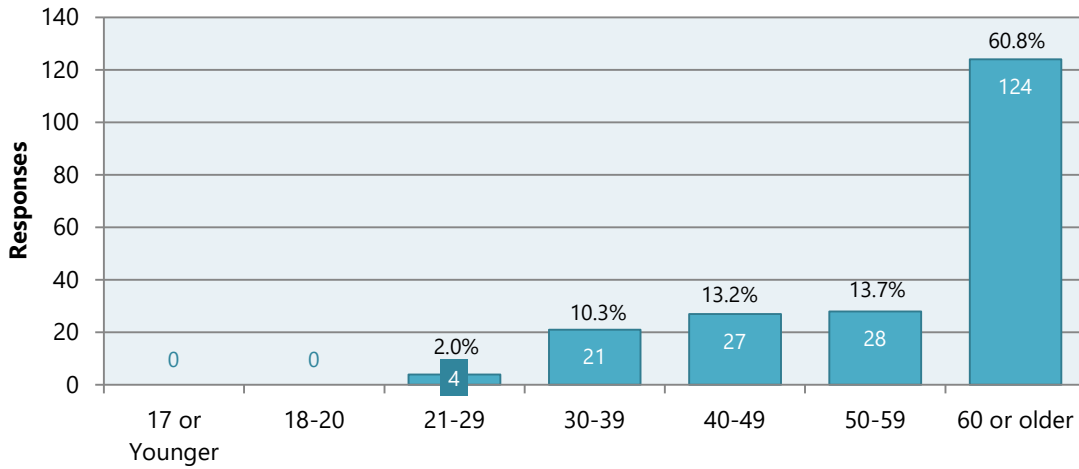
| Answer Choices | Response | Percentage |
|----------------|----------|------------|
| Female | 118 | 60.5% |
| Male | 75 | 38.5% |
| Non-Binary | 2 | 1.0% |

Q 18: Race/Ethnicity

| Answer Choices | Response | Percentage |
|----------------------------------|----------|------------|
| White | 167 | 86.1% |
| Black or African-American | 2 | 1.0% |
| Native Hawaiian/Pacific Islander | 2 | 1.0% |
| Asian | 1 | 0.5% |
| American Indian/Alaskan Native | 2 | 1.0% |
| Another Race/Ethnicity | 7 | 3.6% |
| Two or more Races | 6 | 3.1% |
| Hispanic or Latino | 7 | 3.6% |

Q 19: Age

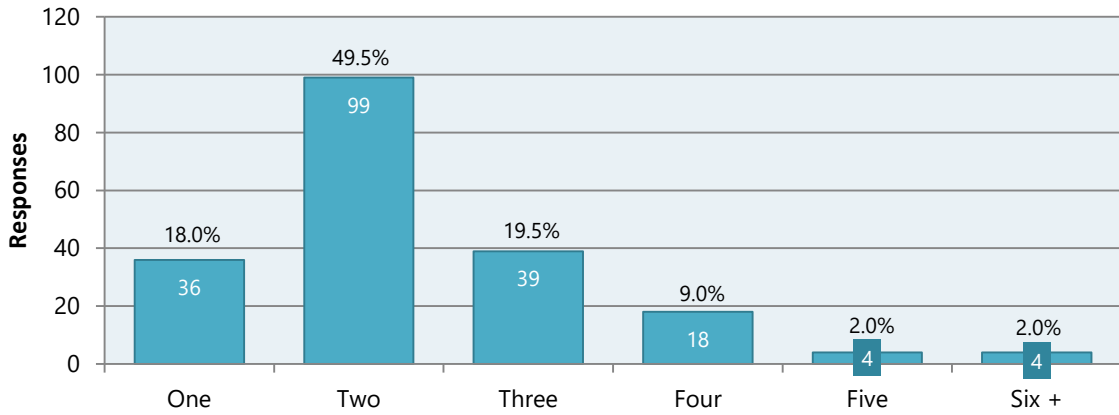
Age Groups



| Answer Choices | Responses | Percentage |
|----------------|-----------|------------|
| 17 or Younger | 0 | 0.0% |
| 18-20 | 0 | 0.0% |
| 21-29 | 4 | 2.0% |
| 30-39 | 21 | 10.3% |
| 40-49 | 27 | 13.2% |
| 50-59 | 28 | 13.7% |
| 60 or older | 124 | 60.8% |

Q 20: Number of persons living in your household?

Number of persons living in your household?



| Answer Choices | Responses | Percentage |
|----------------|-----------|------------|
| One | 36 | 18.0% |
| Two | 99 | 49.5% |
| Three | 39 | 19.5% |
| Four | 18 | 9.0% |
| Five | 4 | 2.0% |
| Six + | 4 | 2.0% |

Q 21: Choose your housing status.

| Answer Choices | Responses | Percentage |
|-------------------------------|------------------|-------------------|
| Homeowner | 183 | 88% |
| Renter | 21 | 10% |
| Homeless | 0 | 0% |
| Living with Friends/relatives | 2 | 1% |
| Temporary shelter | 0 | 0% |
| Hotel/Motel | 0 | 0% |
| Mobile Home | 0 | 0% |
| Vehicle | 0 | 0% |
| Other: Tax Payer | 1 | .5% |